



ENGINEERING CLARIFICATION

EC TITLE: Facility 400 Underhung Encasment
PROJECT: 3 Kings Water Treatment Plant

EC NO.: 31
DATE: 6/23/2020
STATUS: Acknowledged

SECTION 1: BY CONTRACTOR

QUESTION:

This clarification provides an underhung conduit encasement detail for Facility 400.

DRAWING NO.: 400-S-5004 STRUCTURAL - FACILITY 400 -
DISINFECTION AND PUMPING - DETAILS

POTENTIAL COST IMPACT:

SPECIFICATION SECTION:

POTENTIAL SCHEDULE IMPACT:

PROPOSED SOLUTION:

See revised drawing attached.

COMMENTS:

INITIATOR: Menk, Sean/SLC

PRIORITY: Normal

REQUESTED RESPONSE DATE: 7/7/2020

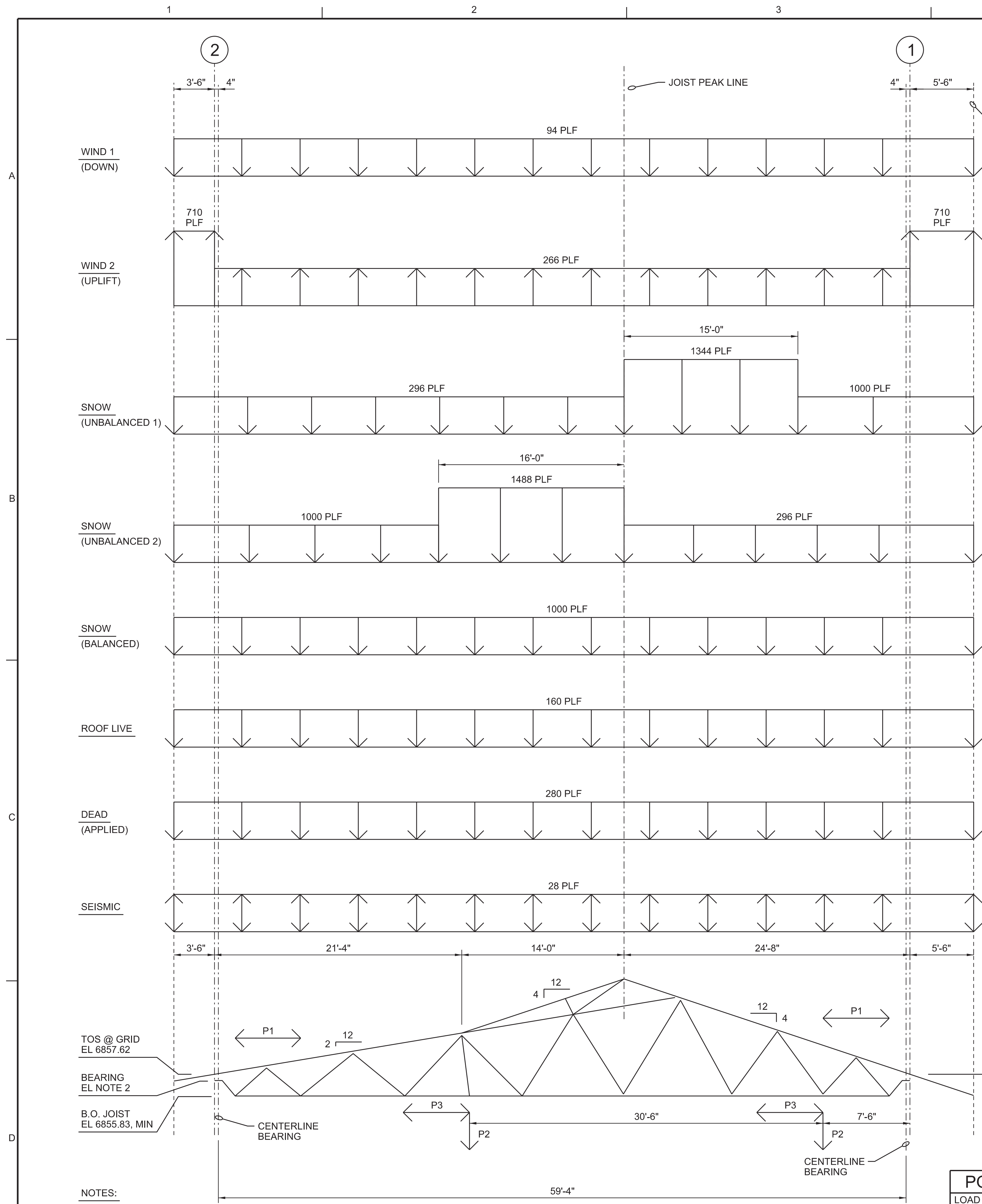
SECTION 2: BY REVIEWER

RESPONSE:

COMMENTS:

REVIEWED BY: Sam Conant

REVIEWED DATE: 7/13/2020



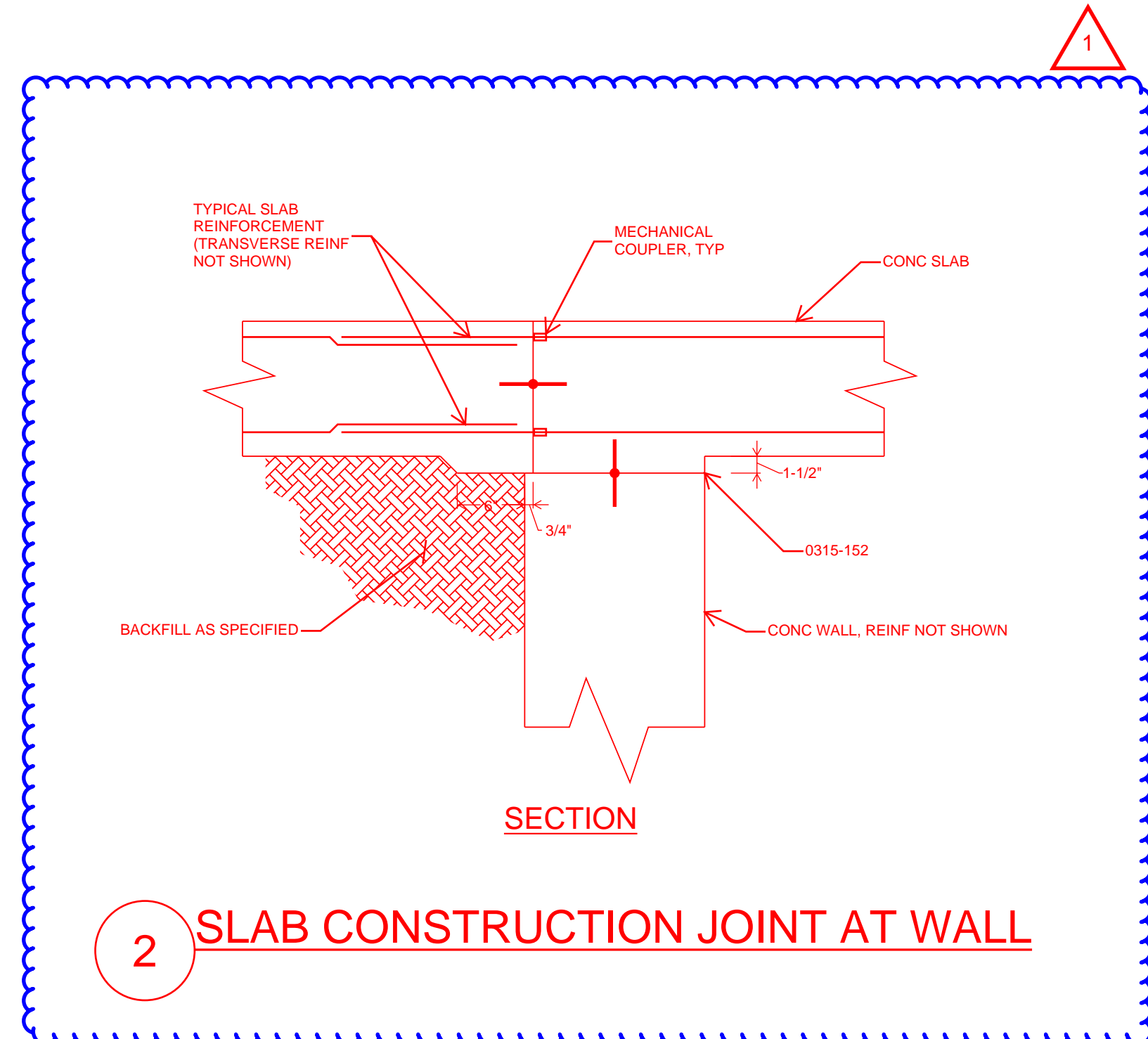
OUTSIDE EDGE OF PERIMETER FRAMING COORDINATE W/ DETAIL 0531-040 TYP EA SIDE

1 JOIST J400-3 GEOMETRY AND LOADING
NTS

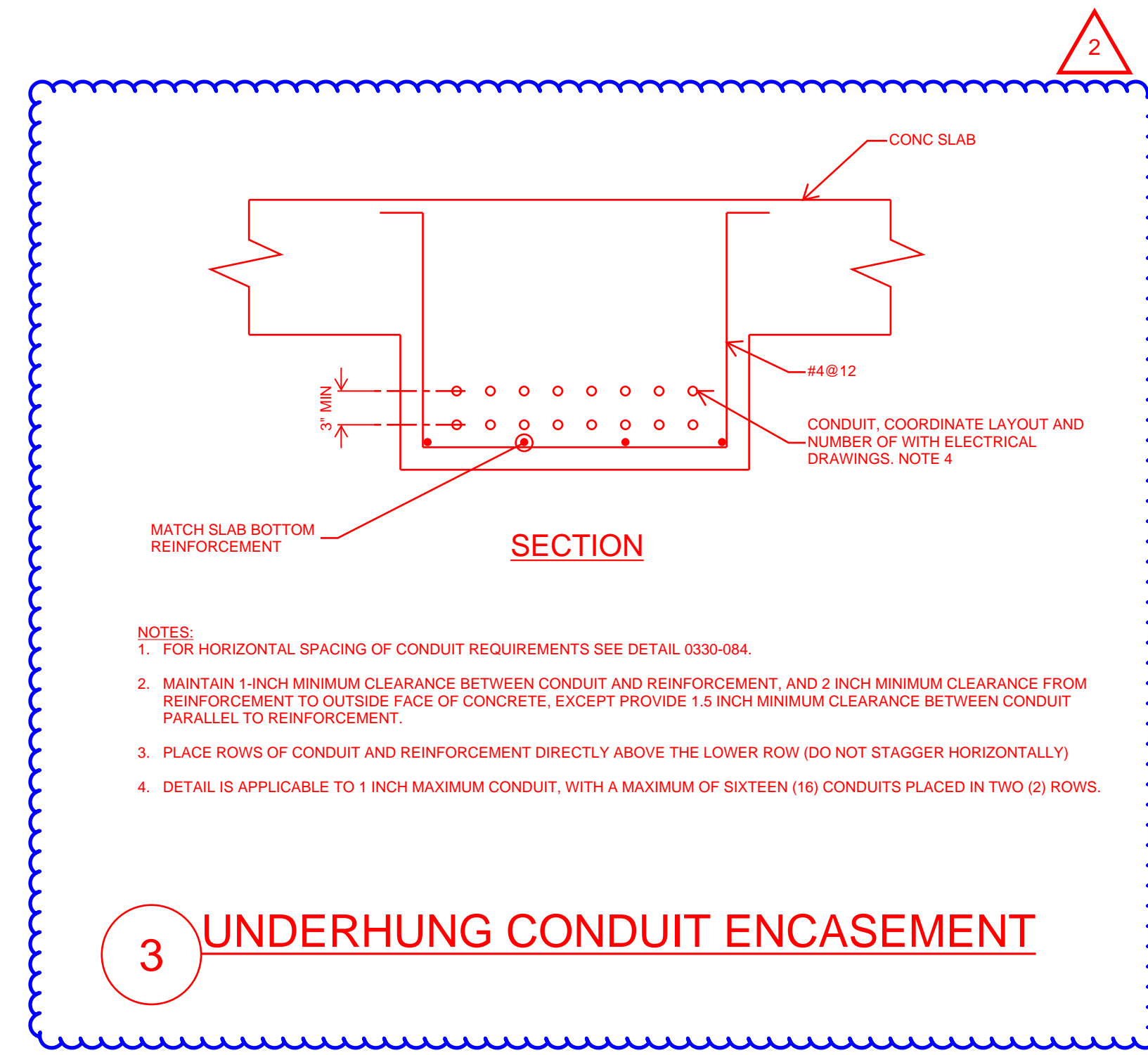
LOAD	P1 *	P2	P3
DEAD	—	0.2 KIP	—
LINE (CRANE)	—	4.3 KIP	0.5 KIP
WIND	1.6 KIP	—	—
SEISMIC	1.6 KIP	—	—

* P1 APPLIED AT JOINT BEARING

- NOTES:
- STRUT LOCATIONS SHOWN ARE SCHEMATICALLY ONLY AND ARE NOT INTENDED TO DICTATE THE ACTUAL LOCATIONS.
 - CONTRACTOR SHALL COORDINATE DEPTH OF BEARING WITH MANUFACTURER.




2 SLAB CONSTRUCTION JOINT AT WALL



3 UNDERHUNG CONDUIT ENCASEMENT

- NOTES:
- FOR HORIZONTAL SPACING OF CONDUIT REQUIREMENTS SEE DETAIL 0330-084.
 - MAINTAIN 1-INCH MINIMUM CLEARANCE BETWEEN CONDUIT AND REINFORCEMENT, AND 2 INCH MINIMUM CLEARANCE FROM REINFORCEMENT TO OUTSIDE FACE OF CONCRETE, EXCEPT PROVIDE 1.5 INCH MINIMUM CLEARANCE BETWEEN CONDUIT PARALLEL TO REINFORCEMENT.
 - PLACE ROWS OF CONDUIT AND REINFORCEMENT DIRECTLY ABOVE THE LOWER ROW (DO NOT STAGGER HORIZONTALLY)
 - DETAIL IS APPLICABLE TO 1 INCH MAXIMUM CONDUIT, WITH A MAXIMUM OF SIXTEEN (16) CONDUITS PLACED IN TWO (2) ROWS.



DIGITALLY SIGNED:
02/10/2020

NO.	DATE	REVISION	CHK	APVD
2	06/23/2020	ENGINEERING CLARIFICATION #31	TP	TP
1	05/21/2020	ENGINEERING CLARIFICATION #24	TP	TP

ZEHREN AND ASSOCIATES, INC.
ARCHITECTURE, PLANNING, INTERIORS
LANDSCAPE ARCHITECTURE
1414 West Center Street, Suite 200
P.O. Box 9792, West Valley City, Utah 84116
801-944-2227 FAX: 801-944-1100

3Kings WTP Phase III Design
Park City Municipal Corporation
Park City, Utah

JACOBS
STRUCTURAL
FACILITY 400
DISINFECTION AND PUMPING
DETAILS

VERIFY SCALE	BAR IS ONE INCH ON ORIGINAL DRAWING.
DATE	02/10/2020
PROJ	694342
DWG	400-S-5005
SHEET	733 of 911

ISSUED FOR CONSTRUCTION